

# Navigating the NEW Baruch College Now Application

## NEW STUDENTS

### STEP ONE:

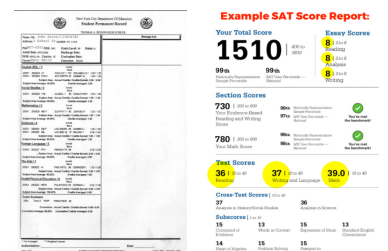
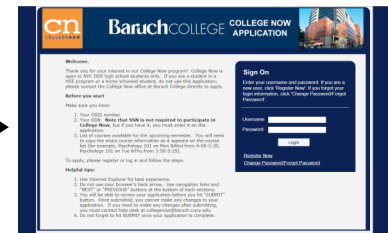
- Complete the Baruch College Now online application:  
[www.baruch.cuny.edu/collegenow](http://www.baruch.cuny.edu/collegenow)

### STEP TWO:

- Create and submit an application account:  
<https://tinyurl.com/BaruchCollegeNow>
- Note, this portion of the application resembles the CUNY undergraduate application, but it is for Baruch College Now. It is advised to complete STEP Two in one sitting.

### STEP THREE:


- Submit your application documents (transcript and applicable test scores). Fax, email or bring in person.



## RETURNING STUDENTS

### ONLY ONE STEP:

- Complete the Baruch College Now online application:  
[www.baruch.cuny.edu/collegenow](http://www.baruch.cuny.edu/collegenow)



**\*\*New students must complete all respective application steps to be considered for our program. Incomplete applications will not be considered\*\***